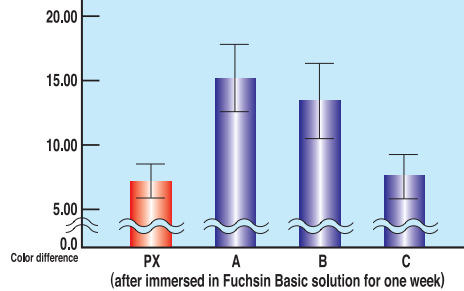
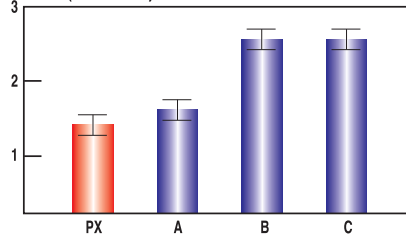


PHYSICAL PROPERTY

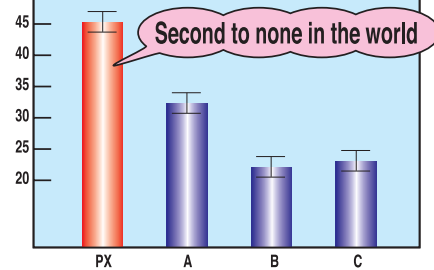
Staining Test



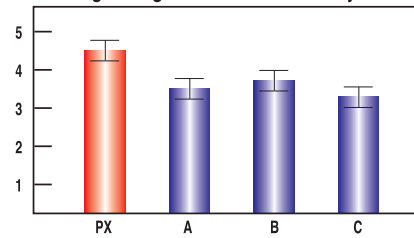
Wear(Abrasion) Resistance



Vickers Hardness



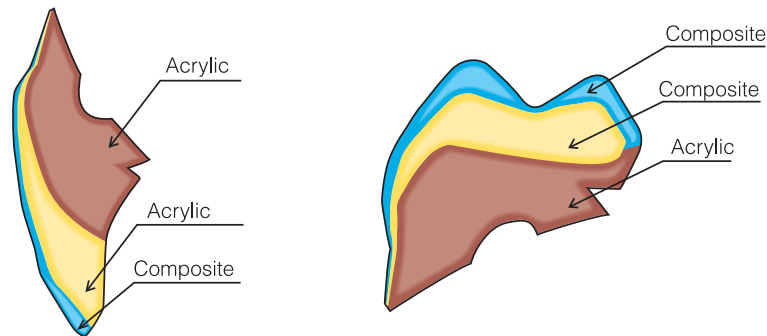
Bonding Strength to denture base acrylic resin



A:other company's composite resin teeth B.C:other company's hard acrylic resin teeth

standard deviation

STRUCTURE

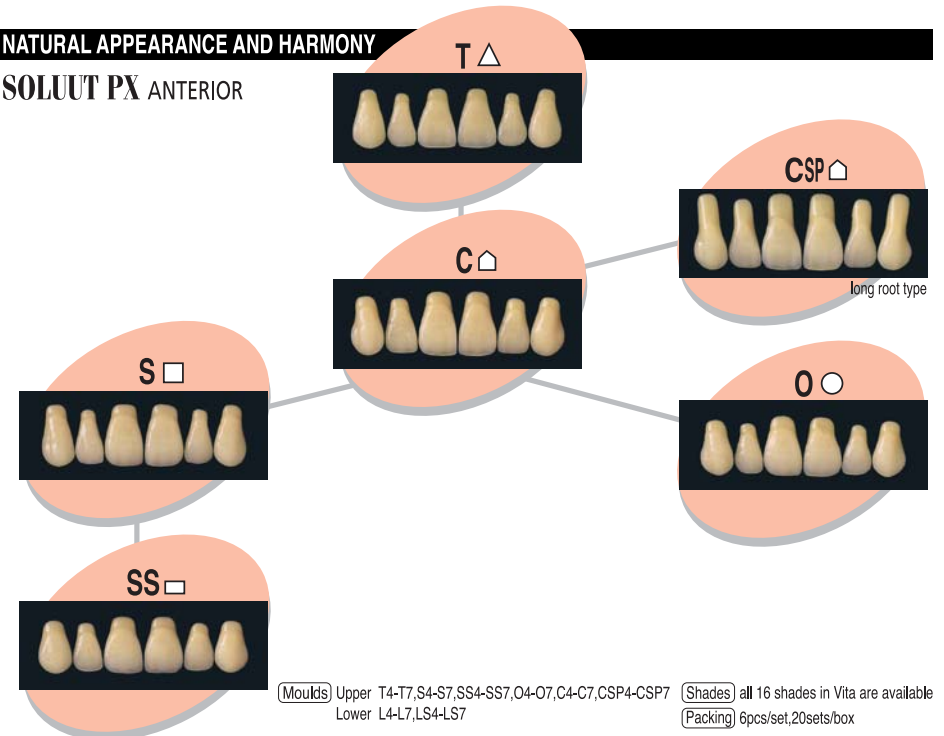


It is widely well-known that acrylic resin teeth are beautiful in shade and shape in spite of the fact that their surface hardness does not stand up to long use. In order to make up for the weak point of acrylic resin teeth, we have been supplying composite resin teeth in the dental market. It is true that the surface hardness of our composite resin teeth is double as hard as that of acrylic resin teeth. Therefore, it shows that our composite resin teeth have a high endurance performance in clinical use. However, we understand that the surface of composite resin teeth is apt to be stained in comparison with acrylic resin teeth. In general, composite resin teeth consist of urethane dimethacrylate or Bis-GMA, and filler. These components cause some surface stain. Therefore, we made an attempt to make up for the weak point of composite resin teeth.

Our new composite resin teeth, PX, have been achieved our aim in producing stainless composite resin teeth on the similar level to acrylic resin teeth in clinical use. Our special production process, as well as monomer which is one of fluoro methacrylate, guide us to advanced composite resin teeth. We hereby introduce just the composite resin teeth you have been looking for.

NATURAL APPEARANCE AND HARMONY

SOLUT PX ANTERIOR



EFUCERA PX POSTERIOR cusp angle:20°

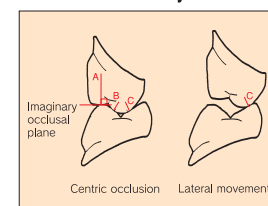
The occlusal surface is basic to anatomical form with considering the full balanced occlusion. Therefore, widely practical application of facet is available. Grinding for occlusal adjustment can be saved minimally. Arrangements according to peculiar condition of patient can be also performed.



(Moulds) 28,30,32 (Shades) all 16 shades in Vita are available (Packing) 8pcs/set, 12sets/box

SIMPLERR PX POSTERIOR cusp angle:20°

Ideal form: Harmony of FUNCTION, OPERATION and AESTHETICS



Sub Lingualized Form

- As SIMPLERR has 3 contact points (A, B and C) on the occlusal surface, it is possible to arrange easily and to gain stable intercusp.
- Only the upper lingual cusp touches in both balancing and working side while lateral movements, so that it is simple to arrange and grind in order to maintain stable teeth in the one side and both sides occlusion.



(Moulds) M28, M30, M32 (Shades) all 16 shades in Vita are available (Packing) 8pcs/set, 12sets/box